



SARGENT & GREENLEAF, INC.

1 SECURITY DRIVE • NICHOLASVILLE, KENTUCKY 40356

TELEPHONE: (606) 885-9411

TELEX: 21-8459

SINGLE CHANGEABLE SAFE DEPOSIT LOCK INSTRUCTIONS

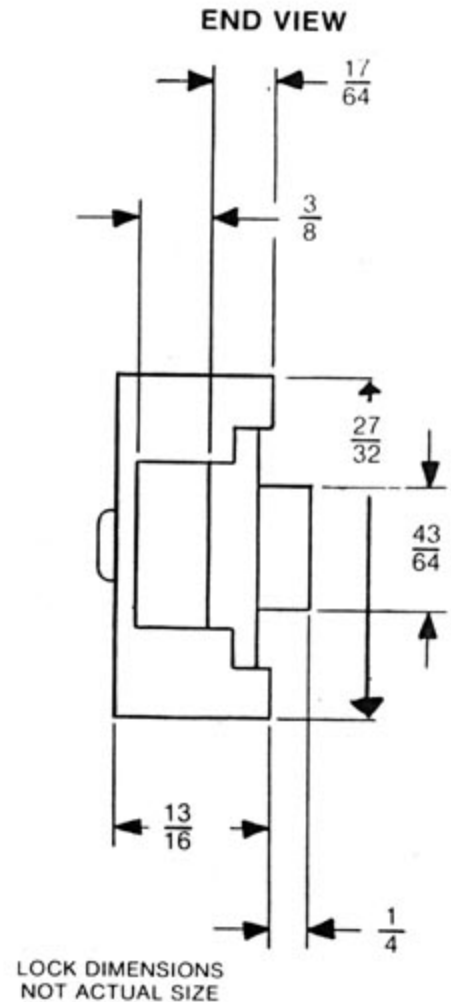
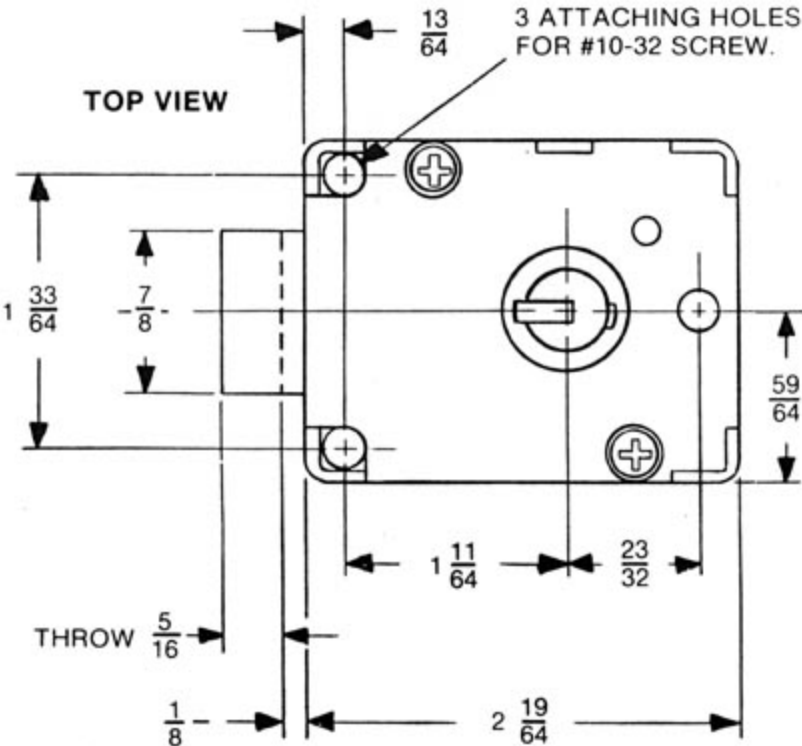
OPERATING & CHANGING INSTRUCTIONS
LOCK MODEL: 4110

To Unlock:

- STEP 1 - Insert key
- Rotate clockwise until stop

To Lock:

- STEP 1 - Rotate key counterclockwise until stop
- STEP 2 - REMOVE KEY



PERFORM CHANGE FUNCTION

STEP 1 -Insert key - Rotate clockwise until stop

STEP 2 -Loosen fence clamp screw (on back of lock) with change wrench - 3 1/2 turns counterclockwise

STEP 3 -Rotate key clockwise to change slot position

REMOVE KEY

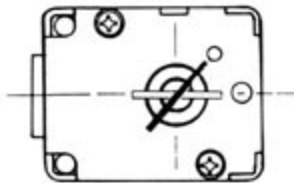
STEP 4 -Insert NEW KEY - Rotate counterclockwise until stop

CAUTION: MAKE SURE KEY DOES NOT MOVE FROM STOP POSITION WHILE TIGHTENING CLAMP SCREW

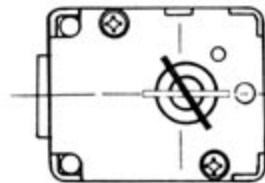
STEP 5 -Tighten fence clamp screw clockwise

STEP 6 -Rotate key counterclockwise to lock position

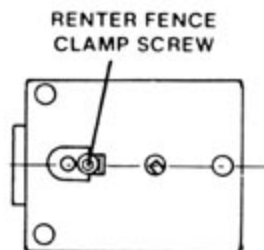
STEP 7 -TEST LOCK



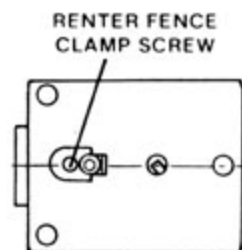
STEP 1



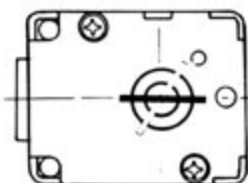
STEP 4



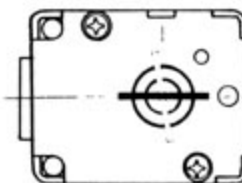
STEP 2



STEP 5



STEP 3



STEP 6